



















Huangshan New Era Spare Parts Co.,Ltd



















Steering Gear Catalogue

Contact:Albert Fang, Mobile & Wechat:+8613566061640, Email:autoparts@atkinglai.com




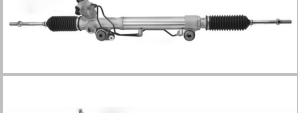












Add:NO2 Zijing Road,Shexian Economic Development Zone,Huangshan City,Anhui Province,China 245200









NERA Number	Car Model	L/R	OEM	Size	Photos
NE8201	Toyota Hiace 2005-2014	L	44200-26480 44200-26400	Input axis17.4/Z=36 Pull rod m15*1.5 Total length1156mm	
NE8202	Toyota Hilux 2WD 2005-2015	L	44200-0K080 44200-0K020	Input axis17.33/Z=36 Pull rod m15*1.5 Total length1317mm/360mm	
NE8203	Toyota Hilux 4WD 2005-2015	L	44200-0K040 44250-0K040	Input axis17.4/Z=36 Pull rod m15*1.5 Total length1302.4mm/372mm	
NE8204	Toyota Corolla 2000-2008	L	44200-12760 44240-02050	Input axis17.4/Z=36 Pull rod m15*1.5 Total length1093.4mm/387mm	
NE8205	Toyota Camry 1992-2002	L	44250-33290 44250-33023	Input axis17.4/Z=36 Pull rod m15*1.5 Total length1301mm/482mm	
NE8206	Toyota Harrier 2003-1 Lexus RX300/330/350 2003-2008	L	44200-48090 44250-48070	Input axis17.4/Z=36 Pull rod m15*1.5 Total length1117.4mm/485.5mm	
NE8207	Toyota Prado 2700/4000 2009-2017	L	44200-60230	Input axis17.4/Z=36 Pull rod m16*1.5 Total length1247mm/385.5mm	
NE8001	Toyota Revo 4Wd 2015-	R	44250-0K820 44250-0K710	Input axis17.4/Z=36 Pull rod m16*1.5 Total length1228mm/362mm	
NE8208	Nissan Navara D23 2014- Nissan NP300	L	49001-4KH0A 49001-4KH1A	Input axis17.37/Z=36 Pull rod m16*1.5 Total length1169.5mm/307mm	
NE8209	Honda Civic FA1 2006-2010	L	53601-SNA-A52	Input axis17.4/Z=36 Pull rod m14*1.5 Total length1043mm	
NE8210	Toyota Prado 2700/4000 2002-2010	L	44200-35061 44200-35060	Input axis17.4/Z=36 Pull rod m14*1.5 Total length1248mm/392mm	
NE8211	Toyota Camry 2006-	L	44250-06270 44200-06270	Input axis17.4/Z=36 Pull rod m15*1.5 Total length1128.4mm/486mm	
NE8212	Toyota Hiace(short) 1989-2006	L	44250-26350 44250-26050	Input axis16.56/Z=36 Pull rod m14*1.5 Total length1155mm	
NE8214	Toyota Hiace 2019-	L	44250-26600	Input axis17.4/Z=36 Pull rod m16*1.5 Total length1302mm/556.5mm	

NE8216	Toyota 4RUNNER 2010-2020	L	44200-35090 44200-35091	Input axis17.4/Z=36 Pull rod m16*1.5 Total length1245.5mm/386.5mm	
NE8217	Toyota Land Cruiser 4700 2003-2007	L	44250-60100	Input axis17.35/Z=36 Pull rod m20*1.5 Total length1182.4mm/430.5mm	
NE8218	Toyota RAV-4 2000-2005	L	44200-42140	Input axis17.4/Z=36 Pull rod m15*1.5 Total length1141mm/401mm	
NE8223	Toyota Sienna 2003	L	44250-08030 44250-08040	Input axis17.4/Z=36 Pull rod m16*1.5 Total length1191.4mm/485.5mm	
NE8224	Toyota ZZE134 MARIX US	L	44250-01041	Input axis17.4/Z=36 Pull rod m15*1.5 Total length1247mm/440mm	
NE8225	Honda Accord 1998-2002	L	53601-S84-G04 53601-S84-A03	Input axis17.4/Z=36 Pull rod m14*1.5 Total length1060mm	
NE8226	Honda Odyssey RA6 2000-	L	53601-SCP-W01	Input axis17.4/Z=36 Pull rod m14*1.5 Total length1064.4mm	
NE8229	Toyota Hiace(long) 2005-2014	L	44200-26501 44200-26550	Input axis17.4/Z=36 Pull rod m15*1.5 Total length1344mm	
NE8230	Toyota Hilux 2015- 4WD	L	44250-0K730 44250-0K680	Input axis17.4/Z=36 Pull rod m16*1.5 Total length1288mm/362mm	
NE8231	Toyota Hilux 2015-2WD	L	44200-0K650 44250-0K620	Input axis17.4/Z=36 Pull rod m16*1.5 Total length1311mm/360mm	
NE8232	Toyota Land Cruiser 4700 1998-2003 Toyota Land Cruiser 100 1998-2007	L	44250-60060 44200-60060	Input axis17.4/Z=36 Pull rod m20*1.5 Total length1156mm/	
NE8233	Honda Accord 2003-2007 Honda Accord 7th	L	53601-SDA-A04 53601-SDA-A02	Input axis17.4/Z=36 Pull rod m14*1.5 Total length1090mm	
NE8234	Honda Accord 2008-2011	L	53601-TB0-P01 53601-TA0-A01	Input axis17.4/Z=36 Pull rod m14*1.5 Total length1105mm	
NE8235	Mitsubishi Triton 4WD 2005- Mitsubishi Pajero Sport	L	MR333500 4410A725	Input axis17.4/Z=36 Pull rod m16*1.5 Total length1145mm	
NE8236	Mitsubishi Lancer 2000-2013	L	MR491876	Input axis17.4/Z=36 Pull rod m12*1.25 Total length1232mm/86mm	
NE8237	Mitsubishi Triton 2WD 2005-	L	MR333502 4410A409	Input axis17.4/Z=36 Pull rod m16*1.5 Total length1298.5mm	
NE8238	Isuzu D-MAX 2WD 2002-	L	8-97944520-0 8-97943518-0	Input axis17.3/Z=36 Pull rod m14*1.5 Total length1251.5mm/	
NE8242	Nissan E26 NV350 WIDE BODY 2013-	L	49001-3XT0B	Input axis17.4/Z=36 Pull rod m20*1.5 Total length1352mm	

NE8239	Isuzu D-MAX 2WD 2012-	L	8-97946130-1	Input axis17.4/Z=36 Pull rod m14*1.5 Total length1294.4mm	
NE8240	Isuzu DMAX 4WD 2002-	L	8-97943519-0 8-97234439-3	Input axis17.4/Z=36 Pull rod m14*1.5 Total length1319mm/59+66mm	
NE8241	Isuzu D-MAX 4WD 2012-	L	8-97946132-0	Input axis17.4/Z=36 Pull rod m14*1.5 Total length1339.5mm	
NE8301	Volkswagen Bora 1999- Volkswagen Golf 1997 - 2006	L	1J1422062D 1J0422075L	Input axis17.4/Z=22 Pull rod m14*1.5 Total length1265mm	
NE8302	Volkswagen Fox Suran 2008-2013	L	5U1422055A	Input axis17.4/Z=22 Pull rod m14*1.5 Total length1178mm	
NE8303	Volkswagen GOL G5 2009- Volkswagen Saveiro	L	5U1422055E 16151141S	Pull rod m14*1.5 Total length1178mm	
NE8304	Volkswagen Passat 1998- 2005	L	8D1422066M 3B1422052L	Input axis19=54 Pull rod m16*1.5 Total length1023mm	
NE8305	Volkswagen Polo 1.6L/2.0L 2003-	L	6R1423055D	Input axis17.4/Z=22 Pull rod m14*1.5 Total length1212mm	
NE8306	Volkswagen Polo 2003- DOUBLE SENSORS	L	6Q1423062F	Input axis17.5/Z=22 Pull rod m16*1.5 Total length1178mm	
NE8307	Audi A1 2010-2015 Volkswagen Polo 2009-	L	6R1423055K 6R1423055KX	Input axis17.5/Z=22 Pull rod m14*1.5 Total length1205.5mm	
NE8316	Volkswagen Polo 2008- SINGLE SENSOR	L	6Q1423061M	Input axis17.4/Z=22 Pull rod m16*1.5 Total length1178mm	
NE8002	Toyota Revo 2WD 2015- Toyota innova Reborn	R	44250-0K800 44250-0K600	Input axis17.4/Z=36 Pull rod m15*1.5 Total length1307mm/360mm	
NE8308	Chevrolet Aveo 2003 Chevrolet Kalos 2003- 2011	L	96425091 96535298	Input axis15.8/Z=36 Pull rod m12*1.5 Total length1040mm	
NE8309	Chevrolet Aveo 2010- 2017	L	93238311 95212633	Input axis15.8/Z=36 Pull rod m12*1.5 Total length1044.9mm	
NE8310	Chevrolet Lacetti 2006- 2013 Buick Excelle 2007-2012	L	96442387 96384060	Input axis Pull rod m14*1.5 Total length1132mm	
NE8311	Chevrolet Optra Daewoo Lacetti 2002- 2005	L	95209431 96952196		
NE8312	Chevrolet Sail 2010-2014	L	92098992 9062911	Pull rod m14*1.5 Total length1046mm	
NE8003	Daihatsu Gran max 2008	R	44200-BZ142 45500-BZ142	Input axis17.4/Z=36 Pull rod m12*1.25 Total length1152.5mm	

NE8004	Toyota Avanza 1.5Cc 2003 Daihatsu Xenia	R	44200-BZ060 44200-BZ040	Input axis17.4/Z=36 Pull rod m12*1.25 Total length1136mm	
NE8313	Chevrolet Sail 2015	L	26212090 26212091	Pull rod m14*1.5 Total length1194.5mm/362mm	
NE8314	Mercedes-Benz Sprinter 1998-2011 DODGE Sprinter 2003- 2006	L	A9014600800	Input axis17.5/Z=54 Pull rod m16*1.5 Total length1468.5mm/304mm	
NE8315	Mercedes-Benz Sprinter 2006- Volkswagen Crafter 2008- 2017	L	A9064600800 2E1419061	Input axis17.5/Z=54 Pull rod m16*1.5 Total length1498.5mm/472mm	
NE8401	Ford Transit 1992-2000	L	97VB-3N503-BA 97VB-3N503-AA	Input axis Pull rod m16*1.5 Total length1482.5mm/300mm	
NE8005	Toyota Zace 7K Toyota Condor 00-05 Toyota Kijang 7k	R	44250-0B020	Input axis17.4/Z=36 Pull rod m14*1.5 Total length1211mm	
NE8006	Toyota Hilux 2WD 2005- 2015 Toyota Kijang Innova	R	44200-0K010 44200-0K050	Input axis17.4/Z=36 Pull rod m15*1.5 Total length1317mm/360mm	
NE8402	Ford Transit V348 2013-20	L	7C19-3200AF-ZC	Pull rod m16*1.5 Total length1458mm/385mm	
NE8007	Mitsubishi Triton 4WD 2005- Mitsubishi Pajero Sport 2005	R	MR333501 4410A726	Input axis17.4/Z=36 Pull rod m16*1.5 Total length1147mm	
NE8008	Toyota Hilux 4WD 2005-2015	R	44200-0K030	Input axis17.4/Z=36 Pull rod m15*1.5 Total length1302.7mm/371.8mm	
NE8403	Ford Focus II C-MAX 2007-2011 Mazda M3 1.8 2003-2006	L	3M51 3A500 AK	Pull rod m16*1.5 Total length1289/586.5mm	
NE8404	Ford Focus II C- MAX(DM2) 2003-	L	3M51-3A500-AH	Input axis Pull rod m16*1.5 Total length1289mm/587mm	
NE8501	Hyundai Accent 2011- Hyundai Verna 2011-	L	57700-0U000 57700-4L000	Input axis16.56/Z=36 Pull rod m14*1.5 Total length1095mm	
NE8502	Hyundai Azera 2006-	L	57700-3L030	Input axis16.56/Z=36 Pull rod m16*1.5 Total length1091mm/65mm	
NE8503	Hyundai H100 / VEN Mitsubishi Delica 1986- 2013	L	57705-43011 MB351994	Input axis16.56/Z=36 Pull rod m14*1.5 Total length1228mm	
NE8011	Toyota Prado 2700/4000 NEW 2002- 2010	R	44200-35050	Input axis17.4/Z=36 Pull rod m15*1.5 Total length1248mm/392mm	
NE8012	Toyota Corolla Fielder N	R	44200-12770	Input axis17.4/Z=36 Pull rod m16*1.5 Total length1115.5mm/440mm	
NE8504	Hyundai Santa FE 2.4 2009-2012 Kia Sorento 2011-2013	L	57700-2B210 57700-0W100	Input axis16.56/Z=36 Pull rod m16*1.5 Total length1114mm	


















NE8505	Hyundai Santa FE 2.7 2006-	L	57700-2B000	Input axis16.56/Z=36 Pull rod m16*1.5 Total length1114.5mm	
NE8506	Hyundai Sonata NF Hyundai Sonata 2008-	L	57700-5K100 57700-3K230 57700-3K220	Input axis16.5/Z=36 Pull rod m16*1.5 Total length1087mm/65mm	
NE8013	Toyota Hiace 2005-(wide body)	R	44200-26491	Input axis17.4/Z=36 Pull rod Total length1344mm	
NE8014	Toyota Prado 2700/4000 2009-2017	R	44200-60210	Input axis17.4/Z=36 Pull rod m16*1.5 Total length1248mm/386.5mm	
NE8507	Hyundai Starex H-1 07- Dodge H-100 Van 2010- 2014	L	57700-4H100	Input axis16.56/Z=36 Pull rod m14*1.5 Total length1243mm	
NE8508	Hyundai Veracruz 2006- 2015 Hyundai IX55 2006-2015	L	57700-3J000	Input axis16.5/Z=36 Pull rod m16*1.5 Total length1157mm/57mm	
NE8509	Hyundai Elantra 2000- Hyundai Avante XD 2000-	L	57700-2D000	Input axis16.56/Z=36 Pull rod m14*1.5 Total length1230mm	
NE8015	Lexus RX300/330/350MCU3*,GS U35 2003-2008	R	44200-48080	Input axis17.4/Z=36 Pull rod m15*1.5 Total length1116.5mm	
NE8510	Hyundai Elantra 2006- 2010 Kia Forte (2.0L)2010-2013	L	57700-1M500 57700-1Z000	Input axis16.5/Z=36 Pull rod m14*1.5 Total length1059mm	
NE8511	Hyundai Tucson 2009- Hyundai IX35 2009-	L	57700-2S100 57700-2S000	Input axis16.56/Z=36 Pull rod m16*1.5 Total length1075mm/59mm	
NE8512	Kia Bongo 1995- Kia Besta	L	0K60A-32-110 0K71C-32-110	Input axis16.54/Z=36 Pull rod m14*1.5 Total length992mm	
NE8017	Toyota Corolla ACV3* 2002-	R	44250-06190	Input axis17.4/Z=36 Pull rod m15*1.5 Total length1128.4mm/486mm	
NE8018	Toyota Corolla ACV40 2006-	R	44200-06310 44200-33500	Input axis17.4/Z=36 Pull rod m15*1.5 Total length1135.9mm/486mm	
NE8513	Kia Bongo 3 2006-2016 Bongo 2WD	L	57700-4F000 57700-4E040	Input axis16.56/Z=36 Pull rod m16*1.5 Total length1290.5mm	
NE8514	Kia BONGO Frontier 1997	L	0K79A-32-110A 0K72A-32-110	Input axis16.56/Z=36 Pull rod m14*1.5 Total length1022mm	
NE8515	Kia Borrego 2008- Kia Mohave 2009	L	57700-2J200 57700-2J201	Input axis16.56/Z=36 Pull rod m16*1.5 Total length1188.5mm/170.5mm	
NE8516	Kia Carens 2006- Kia Optima 2005-	L	57700-2G211 57710-2G221	Input axis16.56/Z=36 Pull rod m16*1.5 Total length1122mm	
NE8019	Toyota Alphard 2002- 2008	R	44200-58010	Input axis17.4/Z=36 Pull rod m15*1.5 Total length1118.4mm/485.5mm	











NE8020	Toyota Harrier 1997-2003 Lexus RX300 2000-2003	R	44250-48031	Input axis17.4/Z=36 Pull rod m15*1.5 Total length1283mm/463mm	
NE8021	Mitsubishi Triton 2WD 2005-	R	MR333503	Input axis17.4/Z=36 Pull rod m16*1.5 Total length1301mm	
NE8022	Toyota Land Cruiser 4700 2003-2007	R	44250-60090	Input axis17.4/Z=36 Pull rod m20*1.5 Total length1180.5mm/430.5mm	
NE8517	Kia Carnival 2005- Kia Grand Carnival	L	57700-4D400	Input axis16.56/Z=36 Pull rod m16*1.5 Total length1203.5mm/57mm	
NE8519	Kia Cerato 2003- Kia Spectra	L	57700-22601 57700-2F100	Input axis16.56/Z=36 Pull rod m14*1.5 Total length1228mm/65mm	
NE8521	Kia Sorento 2009-	L	57700-2P200 57700-2W000	Input axis17.4/Z=36 Pull rod m16*1.5 Total length1122.5mm	
NE8522	Kia Sport Age Hyundai Tucson 2004- 2010	L	57700-1F800 57700-2E000	Input axis16.56/Z=36 Pull rod m16*1.5 Total length1113mm	
NE5001	Toyota YARIS P9 2005-2012 Toyota VIOS NCP9* 2006- 2013	LHD	45510-0D170 45510-52140	Input axis13.9/Z=34 Pull rod M14*1.5 Total length1063mm/447mm	
NE500101	Toyota Yaris 2010-NCP13	LHD	45510-52350	Input axis17.4/Z=36 Pull rod m14*1.5 Total length1064.5mm/448mm	
NE5002	Toyota RAV-4 III 2005-2013	LHD	45510-42030 45510-0R010	Input axis17.3/Z=36 Pull rod M16*1.5 Total length1106mm/502.5mm	
NE5002B	Toyota RAV-4 IV 2012-2015	LHD	45510-42160 45510-42161	Input axis17.3/Z=36 Pull rod M16*1.5 Total length1119mm/502.5mm	
NE5003	Toyota RAV-4 III/IV 2005-	RHD	45510-42010 45510-42060	Input axis17.3/Z=36 Pull rod M16*1.5 Total length1106mm/502.5mm	
NE5004	Suzuki Ertiga 2012-	RHD	48500-M74L03	Input axis17.3/Z=36 Pull rod M14*1.5 Total length1032mm/492mm	
NE5005	Toyota All New Avanza 2011- Toyota Veloz	RHD	45510-BZ120 45510-BZ160	Input axis17.3/Z=36 Pull rod M12*1.25 Total length1146mm	
NE5007	Hyundai SANTA FÉ 2012 - Kia SORENTO 2012 - 2018	LHD	56500-2W100 56500-2W300	Input axis20.35/Z=40 Pull rod M16*1.5 Total length1119mm/366mm	
NE5008	Changan New Atlo 2009- 2016	LHD	48500-62L70-000	Input axis /Z=30 Pull rod M12*1.25 Total length1173mm/332mm	
NE5009	Nissan Tiida C11 2006- Nissan Versa C11 2006-	LHD	48001-EM30A 48001-EM30B	Pull rod M12*1.25 Total length1042mm/317mm	
NE5009B	Nissan SENTRA B17 2013- Nissan TIIDA C12 2012-	LHD	48001-3DN1A 48001-3SG1A	Pull rod M12*1.25 Total length1072mm/317mm	

NE5010	Mazda 2 2007-2015 Ford Fiesta Van/Vi 2008-	LHD	DF71-32-110B 1543718	Pull rod M14*1.5 Total length1075mm/619.5mm	
NE5011	Chevrolet Cavalier 2016- Buick Excelle GT/GX2015-	LHD	90921853	Input axis21.1/Z=26 Pull rod M14*1.5 Total length1170mm/456mm	
NE5012	Hyundai Tucson 2WD 2005- Kia Sportage 2015-	LHD	56500-D3000 56500-D7100	Input axis20.4/Z=40 Pull rod M16*1.5 Total length1153mm/538mm	
NE5013	Nissan X-TRAIL T32 2014 Nissan QASHQAI 2013	LHD	48001-4BA0B 48001-4BA1B	Input axis17.3/Z=36 Pull rod M14*1.5 Total length1112mm/317mm	
NE5013B	Renault Koleos I 2008-	LHD	48001-3622R 48001-JY40A	Input axis Pull rod M14*1.5 Total length1104mm/317mm	
NE5013B	Nissan X-TRAIL T31 2007- 2011 Nissan QASHQAI J10 2008- 2011	LHD	48001-JG40A 48001-JD900	Input axis Pull rod M14*1.5 Total length1104mm/317mm	
NE5014	Volkswagen New Bora 2013- Volkswagen Lavida 2013-	LHD	180423057A	Input axis /Z=22 Pull rod M14*1.5 Total length1260mm	
NE5015	Nissan Sunny N17 2012-2019 Nissan March K13 2010-	LHD	48001-9MD0A 48001-3AW0A	Input axis17.2/Z=36 Pull rod M12*1.25 Total length1057mm/468mm	
NE5015C	Nissan Kicks ago 2017-	LHD	48001-5RF0A 48001-5RB0B	Input axis16.38/Z=30 Pull rod M12*1.5 Total length1085mm/468mm	
NE5015D	Nissan Kicks ago 2017-	LHD	48001-5EE0D	Input axis16.38/Z=30 Pull rod M14*1.5 Total length1085mm/468mm	
NE5016	Changan CS75/CS85	LHD	3401100-M50 3401100-M01	Input axis /Z=36 Pull rod M14*1.5 Total length1117mm/501mm	
NE5017	Baojun 310/510 2016-	LHD	23888256	Input axis14.2/Z=26 Pull rod M14*1.5 Total length1067mm/470mm	
NE5018	Changan CS35 2014-2017	LHD	3401100-W01 3401100-W02	Input axis16.5/Z=36 Pull rod M14*1.5 Total length1288mm/266mm	
NE5019	Toyota Highlander 2008- 2013	LHD	45510-0E020 45510-48010	Input axis17.3/Z=36 Pull rod M16*1.5 Total length1118mm/486mm	
NE5020	Toyota Corolla Altis 2013-	RHD	45510-02600	Input axis17.3/Z=36 Pull rod M15*1.5 Total length1092.5mm/440mm	
NE5021	Toyota Corolla 2001-	RHD	45510-12290	Input axis13.9/Z=34 Pull rod M14*1.5 Total length1093.5mm/440mm	
NE5021-02	Toyota Noah 2010- Toyota Voxy 2007-2013	RHD	45510-28130 45510-28131	Input axis17.3/Z=36 Pull rod M15*1.5 Total length1272mm/440mm	
NE5021-03	Toyota Corolla ZZE141 2007- 2014	RHD	45510-20100	Input axis17.3/Z=36 Pull rod M14*1.5 Total length1088mm/440mm	



















NE5021-04	Toyota Corolla ZZE141 2007-2014	RHD	45510-02200	Input axis17.3/Z=36 Pull rod M15*1.5 Total length1090mm/440mm	
NE5021B	Toyota Corolla ZZE141 2007-2014	RHD	45510-12460	Input axis17.3/Z=36 Pull rod M14*1.5 Total length1093.5mm/440mm	
NE5022	Kia Forte 2013-2017 Kia K3 2012-2018	LHD	56500-A7500 56500-A7000	Input axis16.5/Z=36 Pull rod M16*1.5 Total length1048mm/474/282mm	
NE5024	Hyundai Tucson 4WD 2005- Kia Sportage 4WD	LHD	56500-D3100	Input axis20.4/Z=40 Pull rod M16*1.5 Total length1179mm/538/284mm	
NE5025	Hyundai Sonata 9 2.0T 2014-2018 Kia Optima /K5 2015-	LHD	56500-C1000 56500-E6000	Input axis20.4/Z=40 Pull rod M16*1.5 Total length1152mm/412mm	
NE5026	Toyota Corolla 2007-2013	LHD	45500-02130 45510-12390	Input axis17.3/Z=36 Pull rod M15*1.5 Total length1098mm/503mm	
NE5026-01	Toyota Prius ZVolkswagen 30 2010-2015	LHD	45510-47040 45510-47050	Input axis17.3/Z=36 Pull rod M14*1.5 Total length1096mm/503mm	
NE5027	Toyota Yaris/Vios NCP15* 2013-	LHD	45510-0D490 45510-0D340	Input axis17.3/Z=36 Pull rod M14*1.5 Total length1139mm/448mm	
NE5030	Changan Auchan(OSHAN) Alivio	LHD	48500-78M51-000	Input axis17.35/Z=36 Pull rod M14*1.5 Total length1034mm/492mm	
NE5031	Honda XR/HR-V 2014- Honda Veze	LHD	53400-T7A-H02 53400-T7A-H01	Input axis18.3/Z=36 Pull rod M14*1.5 Total length1097mm/ 478.5 mm	
NE5032	Toyota Calya/Sigra 2016-	RHD	45502-BZ040	Input axis17.3/Z=36 Pull rod M14*1.5 Total length1157mm/232mm	
NE5033	Toyota Agya 2013- Daihatsu Ayla 2013	RHD	45510-BZ170	Input axis17.3/Z=36 Pull rod M14*1.5 Total length1200mm/232mm	
NE5034	Suzuki NEW CARRY 2019-2021	RHD	48500-52S00	Input axis18.3/Z=36 Pull rod M14*1.5 Total length1277mm/367mm	
NE5035	Toyota Allnew Rush 2017- Daihatsu Allnew Terios 2017-	RHD	45510-BZ360	Input axis17.3/Z=36 Pull rod M14*1.5 Total length1230mm/104.5mm	
NE5036	Suzuki Allnew Ertiga 2018-	RHD	48500-73R00-000	Input axis17.3/Z=36 Pull rod M14*1.5 Total length1294.4mm/510mm	
NE5037	Geely Bo Yue 20	LHD	P8891751926	Input axis16.6/Z=36 Pull rod M14*1.5 Total length1135mm/505mm	
NE5038	Toyota Camry ACV50/51 2011-2017	LHD	45510-06061 45510-33011	Input axis18.4/Z=36 Pull rod M15*1.5 Total length1086mm/ 486 mm	
NE5039	Karry Jiangtun	LHD	H36-3401010 23301594	Input axis16.6/Z=36 Pull rod M14*1.5 Total length1288mm/330mm	

NE5040	GAC Trumpchi GS4	LHD		Input axis 16.43/z=30 Pull rod M16*1.5 Total length 1294.5mm/476mm	
NE5041	Nissan Sylphy (B18Z) 2019-	LHD	48001-6LA0A 48001-6LB0A	Input axis 16.3/Z=30 Pull rod M14*1.5 Total length 1087mm/535mm	
NE5043	Toyota Corolla Altis ZRE 2014-2018	LHD	45510-02730 45510-02640	Input axis 17.3/Z=36 Pull rod m15*1.5 Total length 1096mm/440/334mm	
NE5044	Volkswagen Polo 2012-2016	LHD	6RU423057H 6RD426057J	Input axis 17.42/Z=22 Pull rod m14*1.5 Total length 1212mm/410mm	
NE5046	Hyundai Elantra 2006- Kia Forte 2008-2013	LHD	56500-0U000 56500-2H200	Input axis 16.55/Z=36 Pull rod m14*1.5 Total length 1056mm/359mm	
NE5047		LHD	X134000000001 2307210000182	Input axis 16.6/Z=36 Pull rod M16*1.5 Total length 1300mm	
NE6001A	Volkswagen Golf /Jetta/Passat 1983-1997 Seat Toledo I 1991-2009	LHD	191419063B 357419063	Input axis /Z=40 Pull rod M22*1.5 Total length 523mm/389mm	
NE6001B	Volkswagen Golf /Jetta/Passat 1983-1998 Seat Cordoba/Ibiza/Toledo 1991-1999	LHD	191419063C 191419061G	Input axis /Z=18 Pull rod M22*1.5 Total length 523mm/389mm	
NE6002	Changan Star	LHD	3401100-01 Y052-010	Input axis /Z=30 Pull rod M12*1.25 Total length 945mm/214mm	
NE6003	Chery QQ 2004-2016	LHD	S11-3400010	Input axis /Z=36 Pull rod M12*1.25 Total length 1097mm/431mm	
NE6004	Wuling Sunshine 6371/6388/6390 N20010	LHD	23885494 34010100-A01-000	Input axis 14.6 /Z=32 Pull rod M14*1.5 Total length 1040mm	
NE6005	Suzuki F10A Changhe 1018 Songhua River	LHD	48500-85062 HF3401000CA	Input axis 14.3 /Z=30 Pull rod Total length 427mm/144mm	
NE600503	Changhe	LHD		Input axis 14.3 /Z=30 Pull rod Total length 477mm/144mm	
NE6006	Toyota Hiace 1989-2003	LHD	45510-26020 341010-00	Input axis 13.9 /Z=34 Pull rod M15*1.5 Total length 1128mm	
NE6007	FAW Xiali T7100	LHD	45510-87718		
NE6007-1	FAW Xiali A+	LHD		Input axis 14.6 /Z=32 Pull rod M12*1.25 Total length 1037mm	
NE6007-2	FAW Xiali N3	LHD	1401258180 45510-87718		
NE6007-3	FAW Xiali N5	LHD			












NE6008	Chevrolet N300 Wuling Glory N300	LHD	24509397 24552891	Input axis15.5/Z=36 Pull rod M14*1.5 Total length1120mm	
NE6010	Changhe Beidou Star(Dipper) X5	LHD	48510-75F20	Input axis14.5/Z=30 Pull rod M12*1.25 Total length1116mm	
NE6012	Wuling Yangguang/6400/Hongtu/N 107	LHD	24516631	Input axis 14.6 /Z=32 Pull rod M14*1.5 Total length1040mm	
NE6013	Wuling 278	LHD	LZ111-3401010		
NE6014	Changan S460/Taurus Star/CM9/Star 7	LHD	3401100-G01 3401100-B02	Input axis14.3/Z=30 Pull rod M12*1.25 Total length1090mm	
NE6015	Changan 4500/CM10/Star 9	LHD	3401100-J01 3401100-CA01	Input axis14.3/Z=30 Pull rod M12*1.25 Total length1287mm	
NE6016	Changhe Freda(Short Input Shaft)	LHD		Input axis14.5/Z=30 Pull rod M12*1.25 Total length968mm	
NE6017	Changan Atlo SC7080	LHD	48500-84300	Input axis 14.3/Z=30 Pull rod M12*1.25 Total length 964mm/295mm	
NE6019	Dongfeng Sokon C37	LHD	3401100-CA01 3401100-J01	Input axis14.3/Z=30 Pull rod M12*1.25 Total length1288mm	
NE601901	Dongfeng Sokon	LHD		Input axis16.3 /Z=36 Pull rod M14*1.5 Total length1385mm	
NE602101				Input axis14.3/Z=30 Pull rod M12*1.25 Total length427mm	
NE6023	Dongfeng Fenco 580/F507 BYD F3 2012	LHD	3401100-SA01	Input axis16.53/Z=36 Pull rod M14*1.5 Total length1287mm266mm	
NE6024	Toyota Hiace VAN 3Y/4Y 1989-1995	RHD	45510-26010 45510-26050	Input axis13.75 /Z=34 Pull rod M17*1.5 Total length1134mm	
NE6025	Dongfeng Fenco 330/F505	LHD	3404100-FA02 3404110-FA01	Input axis14.35/Z=30 Pull rod M14*1.5 Total length1115mm/337mm	
NE6026	Toyota Corolla Scraper 1987-1993	RHD	45510-12230	Input axis13.90 /Z=34 Pull rod M14*1.5 Total length1140.5mm	
NE6027	Fiat Regata 1985-	RHD	5965470 5998147	Input axis14.2 /Z=17 Pull rod M12*1.5 Total length1021mm	
NE6028	Fiat Argo 2017 Fiat Cronos 2018-	LHD	52044921 52044919	Input axis14.25/Z=26 Pull rod M15*1.5 Total length1143mm/246mm	
NE6029	Changhe Freda(Long Input Shaft)	LHD	48500-C3000-A 48500-C3000-002	Input axis14.3/Z=30 Pull rod M12*1.25 Total length964mm	

NE6030	Daewoo Damas 1998-2002	LHD	P48500A85200-000 94583657		
NE6032	Changan New Star M201	LHD	3401100Y01	Input axis 16.3 / Z=36 Pull rod M12*1.25 Total length 1027mm/262mm	
NE6033	Faw Vela 2010-2016 Toyota V5 2012-2017	LHD	45500-TKA00	Input axis 16.3 / Z=36 Pull rod M12*1.25 Total length 1027mm/440mm	
NE6035		LHD		Input axis 16.3 / Z=36 Pull rod M12*1.25 Total length 1136mm	
NE6035B		LHD		Input axis 16.5 / Z=36 Pull rod M12*1.25 Total length 1133mm	
NE6036	BAIC Foton Yuling		1101034000005	Input axis 14.6 / Z=32 Pull rod M12*1.25 Total length 1017mm/146mm	
NE6037	BYD F0 1998	LHD	LK3401010 LK3401010-A	Input axis 16.3 / Z=36 Pull rod M14*1.5 Total length 1055mm/446mm	
NE6039	Daihatsu Sirion 2005 - 2012 Toyota V2 PASSO KGC10	LHD	45502-B1080 45502-B1030	Input axis 14.6 / Z=32 Pull rod M12*1.25 Total length 1132mm	
NE6040	Wuling 320	LHD			
NE6042	Changan Benben Mini	LHD	3401100-K02	Input axis 16.3 / Z=36 Pull rod M12*1.25 Total length 1105mm/315mm	
NE6043A	Renault Supernova 1.4 2000-2003	LHD	6001543326 6001539101	Input axis 17.5 / Z=26 Pull rod M12*1 Total length 593mm/296mm	
NE6043B	Renault Dacia Solenza (B41_) 2003-2005	LHD	6001546468	Input axis Pull rod M12*1 Total length 593mm/296mm	
NE6045	Suzuki Futura/T120SS/SL41	RHD	48500-77500-000		
NE6046	Changan HONOR 1.5 R101	LHD	3401100-T01	Input axis 16.3 / Z=36 Pull rod M12*1.25 Total length 1151mm	
NE6049A	Peugeot 505/604 1983-1995	LHD	4002.95 4002.70	Input axis Pull rod M14*1.5 Total length 1136mm/218mm	
NE6049B	Peugeot 504 1971-1989	LHD	4002.93 4002.82	Input axis Pull rod M14*1.5 Total length 1096mm/218mm	
NE6050	Karry Yoyo 1979-1980	LHD	Q21-3401010CA Q22-3401010ca	Input axis / Z=36 Pull rod M12*1.25 Total length 980mm/429mm	
NE6051					

NE6052	Daihatsu Hijet/S89 1996-2016	RHD	45502-87516		
NE6053	Wuling Hongguang S/CN112	LHD	238990741	Input axis14.2/Z=26 Pull rod M14*1.5 Total length1106mm/352mm	
NE6054	Baojun 730/560/530		23647301 23566510	Input axis14.2/Z=26 Pull rod M14*1.5 Total length1186mm/495mm	
NE6055	Daihatsu Gran max 1986-2016	RHD	45500-BZ030	Input axis14.6/Z=32 Pull rod M12*1.25 Total length1154mm	
NE6056	Isuzu D-Max	LHD	8-97944518-1	Input axis17.3/Z=36 Pull rod M14*1.5 Total length1254mm	
NE6058	Daihatsu Hijet S200 1986-2010	RHD	45510-B5010		
NE6058B	Daihatsu		9938968001345		
NE6059	Changan Benben	LHD	3401100-C01	Input axis15.5/Z=36 Pull rod M12*1.5 Total length1167mm	
NE6061				Input axis 14.4 /Z=30 Pull rod M12*1.25 Total length1070mm	
NE6062	Toyota Venture 1986-2002 Daihatsu 5K	RHD	45510-27050	Input axis13.9/Z=34 Pull rod M14*1.5 Total length861mm	
NE6063	Toyota Condor/7K KF60 Daihatsu 7K KF60	RHD	44250-0B010	Input axis13.9/Z=34 Pull rod M14*1.5 Total length911mm	
NE6064	Hyundai ATOS 1997-2008 Kia PICANTO (BA) 2004-	LHD	56510-02010 56500-06000	Input axis16.5/Z=36 Pull rod M12*1.25 Total length1079mm	
NE6066	Suzuki APV	RHD	48500-61J00	Input axis15.5/Z=36 Pull rod M12*1.25 Total length919mm/287mm	
NE6068	Suzuki Cultus	RHD		Input axis 14.4 /Z=30 Pull rod M12*1.25 Total length1112mm	
NE6069	Suzuki Swift/8600	RHD		Input axis 14.4 /Z=30 Pull rod M12*1.25 Total length1098mm	
NE6070	Hyundai ACCENT 1994-2000 Hyundai Pony 1990-1995	LHD	56510-22000 56500-24100	Input axis16.3/Z=36 Pull rod M14*1.5 Total length1141mm	
NE6071	Suzuki 8400	RHD		Input axis14.3/Z=30 Pull rod M12*1.25 Total length961mm/295mm	
NE6072	Hyundai ACCENT 2005-2010 Kia RIO 2005-	LHD	56500-1E500 56500-1G500	Input axis16.3/Z=36 Pull rod M14*1.5 Total length1054mm	

NE6073	Hyundai Atos/L10 2007-2015 Kia PICANTO (BA) 2004-	LHD	56500-0X500 56500-0X000	Input axis16.5/Z=36 Pull rod M12*1.25 Total length1145mm	
NE6074	Kia Soul 2008-	LHD	56500-2K000 56500-2K001	Input axis16.6/Z=36 Pull rod M16*1.5 Total length1117mm	
NE6075	Hyundai I20 2008-2015	LHD	56500-1J500 56500-1J100	Input axis16.3/Z=36 Pull rod M16*1.5 Total length1055mm	
NE6076	Hyundai Tucson 2009- Kia Sportage 2011-2015	LHD	56500-2S000 56500-3W000	Input axis16.6/Z=36 Pull rod M16*1.5 Total length1074mm	
NE6076B	Hyundai Tucson 2009-	LHD	56500-2S010	Input axis19.9/Z=39 Pull rod M16*1.5 Total length1074mm	
NE6077	Toyota Corolla 2001-	LHD	45510-12280 45510-01185	Input axis17.3/Z=36 Pull rod M14*1.5 Total length1096mm/440/334mm	
NE6077B	Toyota Corolla 2007-2014	LHD	45510-12450 45510-12451	Input axis17.3/Z=36 Pull rod M15*1.5 Total length1093.5mm/440/334mm	
NE6077C	Toyota Corolla 2001-	LHD	45510-12280 45510-01185-14	Input axis13.9/Z=34 Pull rod M14*1.5 Total length1092.5mm/440/334mm	
NE6077D	Toyota Corolla 2008-	LHD	45510-02050 45510-02090	Input axis15.4/Z=36 Pull rod M14*1.5 Total length1093mm/440/334mm	
NE6077E	Toyota Corolla 2008-2013	LHD	45510-02170 45510-02150	Input axis17.3/Z=36 Pull rod M16*1.5 Total length1247mm/440/334mm	
NE607709	Toyota Corolla	LHD	45510-02171	Input axis15.6/Z=36 Pull rod M14*1.5 Total length1092.5mm/440/334mm	
NE6078	Kia Picanito 2012-	LHD	56500-1Y500 56500-1Y000	Input axis16.6/Z=36 Pull rod M14*1.5 Total length992mm	
NE6079				Input axis14.3/Z=30 Pull rod M12*1.25 Total length549mm/70mm	
NE6091	Hyundai H100 2.5D 1993- 2007		56510-43000 56510-4B000	Input axis16.3/Z=36 Pull rod M14*1.5 Total length1231mm	
NE6091	Mitsubishi Delica L300 1983- 2006	LHD	MB412547 MB412548	Input axis16.3/Z=36 Pull rod M14*1.5 Total length1231mm	
NE6093	Hyundai Accent IV RB 2010- 2017	LHD	56500-1R100 56500-1R001	Input axis16.5/Z=36 Pull rod M16*1.5 Total length1048mm	
NE6093B	Kia K2 2011- Kia Rio III 2010-	LHD	56500-1W100	Input axis16.5/Z=36 Pull rod M14*1.5 Total length1050mm	
NE6094	Suzuki Carry Old	RHD	48510-85540 44250-CA011	Input axis14.3/Z=30 Pull rod Total length500mm/188.5mm	

NE6095	Suzuki Scrum DD51 Multicab F6A Scrum	RHD	48510-85850	Input axis14.3/Z=30 Pull rod Total length500mm	
NE6095B	Suzuki Carry Multicab F6A	RHD	48510-85860		
NE6096	Toyota V2 Passo 2004-2005	RHD	45502-B1011 45502-B1180	Input axis14.6/Z=32 Pull rod M14*1.5 Total length1120mm	
NE6098	Daihatsu Hijet S200 1986-2016	LHD	45510-S200	Input axis14.6/Z=32 Pull rod Total length431mm/128mm	
NE6098B	Daihatsu	LHD			
NE6099	Haima Fushida	LHD	Z00B3401110	Input axis14.3/Z=30 Pull rod M12*1.25 Total length945mm	
NE6101				Input axis14.6/Z=32 Pull rod M14*1.5 Total length669mm/78.7	
NE6102	Suzuki	LHD			
NE6103	Changan Star 3	LHD	3401100-AS01 3401100-Y01	Input axis16.5/Z=36 Pull rod M12*1.25 Total length945mm/210mm	
NE6104	Dongfeng Sokon V27/C32	LHD	3401100-91	Input axis 14.3/Z=30 Pull rod M12*1.25 Total length 1063.5mm/209.5mm	
NE6105	FAW Jiabao V70	LHD		Input axis16.6/Z=36 Pull rod M12*1.25 Total length963mm/330.5mm	
NE6106	BAIC Foton Gratour T3	LHD	L0340020113A0	Input axis14.8/Z=32 Pull rod M14*1.5 Total length1075.5mm/169.5mm	
NE6109	Lifan 620	LHD			
NE6111	Haima Mazda M5	LHD	FA24-32-960M1	Input axis17.3/Z=36 Pull rod M17*1.5 Total length1278mm/587mm	
NE6112	Haima Mazda S7 2013-	LHD	SA11-32-960B	Input axis17.3/Z=36 Pull rod M14*1.5 Total length1258mm/321mm	
NE6113	Zotye Domy	LHD			
NE6114	Volkswagen Caddy/Golf /Jetta I (14) 1974-1993	RHD	172419063B 172419063	Input axis17.2/Z=40 Pull rod M14*1.5 Total length1159mm	
NE6115	Ford Meteor-LaserR 1986-1989 Mazda P3 M323 1986	RHD	3AAA-32-001	Input axis15.5/Z=36 Pull rod M12*1.25 Total length1138mm	

NE6116				Input axis 14.3/Z=30 Pull rod M12*1.25 Total length 1085mm	
NE6118	Toyota Corolla AE80/EE82 1984-1999	LHD	45510-12090	Input axis 13.9/Z=34 Pull rod M14*1.5 Total length 1347mm	
NE6118B	Toyota Corolla AE90 EE92/EE96 1987-1991	LHD	45510-12220	Input axis 13.9/Z=34 Pull rod M14*1.5 Total length 1166mm	
NE6119	Toyota Tercel 1994-1999	LHD	45510-16190	Input axis 13.9/Z=34 Pull rod M12*1.25 Total length 1122mm	
NE6121					
NE6122	Wuling Glory New Truck 1028(N350P/N350PS) Dongfeng Sokon C71/72 GT Changan V302-C0S1	LHD	23748361 3401100-HP01	Input axis 14.2/Z=26 Pull rod M14*1.5 Total length 1278mm	
NE6122-01		LHD	23800404	Input axis 14.2/Z=26 Pull rod M14*1.5 Total length 1245mm	
NE6123	Karry Superior	LHD	Q22-3401010CA	Input axis 16.3/Z=36 Pull rod M12*1.25 Total length 942mm/220mm	
NE6125					
NE6126	BAIC Foton Xiangling	LHD	L0340020119A0	Input axis 14.85/Z=32 Pull rod M14*1.5 Total length 1062mm	
NE6131					
NE6132	Wuling Hongguang V	LHD	23932060	Input axis 15.5/Z=36 Pull rod M12*1.25 Total length 1081mm/354mm	
NE6134	Wuling Hongguang MINI	LHD	3401000-NA01	Input axis 14.2/Z=26 Pull rod M14*1.5 Total length 1134mm/362mm	
NE6134	Dongfeng Sokon E501 EV	LHD	23662440 23748736	Input axis 14.2/Z=26 Pull rod M14*1.5 Total length 1134mm/362mm	
NE6135				Input axis 15.5/Z=36 Pull rod M12*1.5 Total length 761mm/157mm	
NE6137				Input axis 16.5/Z=36 Pull rod M14*1.5 Total length 1220mm/289mm	
NE6140	BAIC Weiwang	LHD	34010100-B01	Input axis 16.3/Z=36 Pull rod M14*1.5 Total length 1071mm/353mm	
NE6142				Input axis 13.9/Z=34 Pull rod M12*1.25 Total length 1036mm	

NE6143				Input axis16.6/Z=36 Pull rod M14*1.5 Total length1108mm/448mm	
NE6144				Input axis16.6/Z=36 Pull rod M14*1.5 Total length1284mm	
NE6145	FAW Jiabao V80	LHD		Input axis17.35/Z=36 Pull rod M14*1.5 Total length1173mm/321mm	
NE6146	Toyota Yaris (P1) /VERSO (NC/LP2) 1999-2005	LHD	45500-52020	Input axis13.9/Z=34 Pull rod M12*1.25 Total length1036mm	
NE6147	Nissan B13 (Long Input Shaft)	LHD		Input axis 14.3/Z=30 Pull rod M12*1.25 Total length 1217mm	
NE6148	Hyundai I10 1.2 2013-2017	LHD	56500-B4500	Input axis16.4/z=36 Pull rod M14*1.5 Total length1230mm/473mm	
NE6149					
NE6150	Dongfeng Fenco 360(F506)/370	LHD	3401100-FB01	Input axis14.3/Z=30 Pull rod M14*1.5 Total length1066mm/452.5mm	
NE6151			3401100-FK01	Input axis16.6/Z=36 Pull rod M14*1.5 Total length1119mm/452mm	
NE6153					
NE6152					
NE6155	Daihatsu Gran max	LHD	45500-BZ040 45500-BZ041	Input axis14.8/Z=32 Pull rod M12*1.25 Total length1154mm/100.5mm	
NE6156		LHD		Input axis16.6/Z=36 Pull rod M15*1.5 Total length1103mm/240mm	
NE6160	Dongfeng Sokon K07S	LHD	3401100-CM01	Input axis 14.3/Z=30 Pull rod M12*1.25 Total length947mm/215mm	
NE6166	Suzuki	LHD	48500-61J01	Input axis15.5/Z=36 Pull rod M12*1.25 Total length1281mm	
NE6170	Changan Eelove Changan Oshan A600	LHD	3401100-BD03	Input axis16.6/Z=36 Pull rod M14*1.5 Total length1058mm/448mm	
NE6171	Changan CS15	LHD	3401100-BE01-AA	Input axis16.6 /Z=36 Pull rod M14*1.5 Total length1060mm/447mm	
NE6172	Changan New Leopard KYMIMI	LHD	CK3401-100J2	Input axis 14.3/Z=30 Pull rod M12*1.25 Total length 1023mm/208.5mm	

NE6173	Changan CX70 1.6 R103	LHD	3401100-BB01 3401100-BB02	Input axis16.6/Z=36 Pull rod M14*1.5 Total length1201.5mm/309mm	
NE6174	Changan New Benben	LHD	T03401100701B050001	Input axis 16.6 /Z=36 Pull rod M12*1.25 Total length1160mm/547mm	
NE6175	Changan Raesor M80(G101)	LHD	3401100-AT01 3401100-AT01-AA	Input axis16.5/Z=36 Pull rod M12*1.25 Total length1289mm/241mm	
NE6176	Changan Alsvin V3	LHD	3401100-BS01	Input axis16.6/Z=36 Pull rod M14*1.5 Total length1078mm/273mm	
NE6177	Changan KY V5	LHD	CK3401-100W1	Input axis14.5/Z=30 Pull rod M12*1.25 Total length1138mm/311mm	
NE6178	Changan KY X3	LHD		Input axis14.5/Z=30 Pull rod M12*1.25 Total length1160mm/260mm	
NE6179	Changan Lumin A158	LHD	3401100-EA01	Input axis16.5/Z=36 Pull rod M14*1.5 Total length1158mm/406mm	
NE6180	Changan CX20	LHD	3401100-Q02 3401100-Q02-AA	Input axis16.6 /Z=36 Pull rod M14*1.5 Total length1206mm	
NE6181	Changan Shenqi(Divine Qi) T10	LHD	3401100-BT52	Input axis16.5/Z=36 Pull rod M14*1.5 Total length1027mm	
NE6182	Changan New Leopard 3 N21 KY3	LHD	CK3401-100N21	Input axis14.55/Z=30 Pull rod M14*1.5 Total length1284mm	
NE6183					
NE6184	Suzuki Alto GF	LHD	45510-85522		
NE6323	Suzuki Carry F5A	LHD	48510-85230	Input axis14.3/Z=30 Pull rod Total length483mm/142mm	
NE6324	Suzuki Carry Multicab F6A	LHD	48510-85240	Input axis14.3/Z=30 Pull rod Total length447mm/188.5mm	
NE6325	Daewoo Matiz M100/150 1998- Chevrolet Matiz M200/250 1998-	LHD	96316282 96316283	Input axis15.5/Z=36 Pull rod M12*1.5 Total length1100mm	
NE6401	Chevrolet Matiz/Spark 2005- Daewoo Matiz/Chronos/Spark 2005-	LHD	96482901 95082999	Input axis15.5/Z=36 Pull rod M12*1.5 Total length1090mm	
NE604303	Renault Clio	LHD			
NE6455	Hyundai Elantra 2013-2015	LHD	56500-3X100 56500-A5500	Input axis16.56/Z=36 Pull rod M16*1.5 Total length1077mm/266mm	